



2009-2010 GMT Quarterly Report for District (or Undistricted) **District 385**

GMT: **Open**

Location: **CHINA**

GMT CA: **NA**

CLUBS

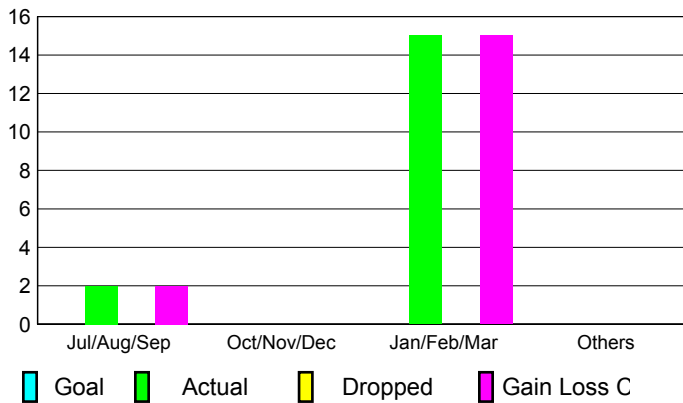
Club Results
2009-2010

Clubs
2008-2009

Month	New Club Goal	Actual New Clubs	Actual Dropped Clubs	Gain/Loss of Clubs	Gain/Loss of Clubs
Jul/Aug/Sep		2	0	2	0
Oct/Nov/Dec		0	0	0	1
Jan/Feb/Mar		15	0	15	0
Apr/May/Jun		0	0	0	0
Totals		17	0	17	1

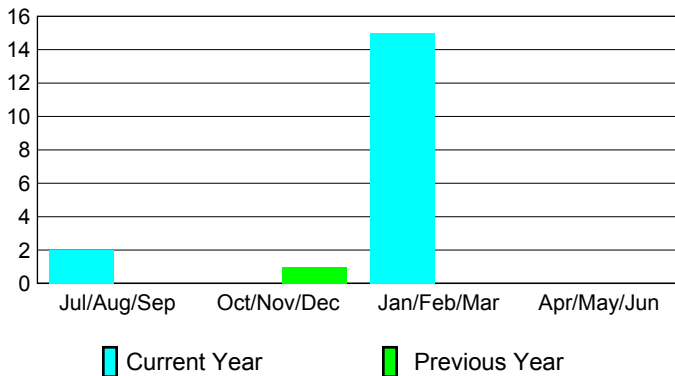
Club Results 2009-2010

Goal, New, Dropped, Gain/Loss



Comparison of Club Gain/Loss

Current Year Compared to the Previous Year



YTD Status Quo Clubs 2009-2010

Status Quo Clubs Compared to Status Quo Members



MEMBERSHIP

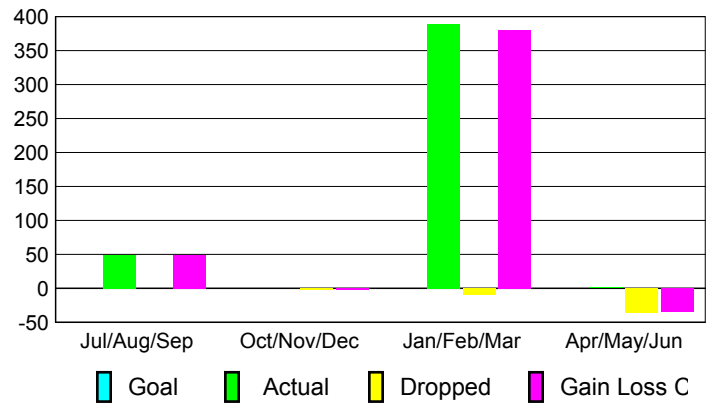
Membership Results
2009-2010

Membership
2008-2009

Month	Net Memb Goal	Actual New Memb	Actual Dropped Memb	Gain/Loss of Memb	Gain/Loss of Memb
Jul/Aug/Sep		49	0	49	-4
Oct/Nov/Dec		0	-3	-3	4
Jan/Feb/Mar		389	-9	380	-3
Apr/May/Jun		1	-36	-35	-1
Totals		439	-48	391	-4

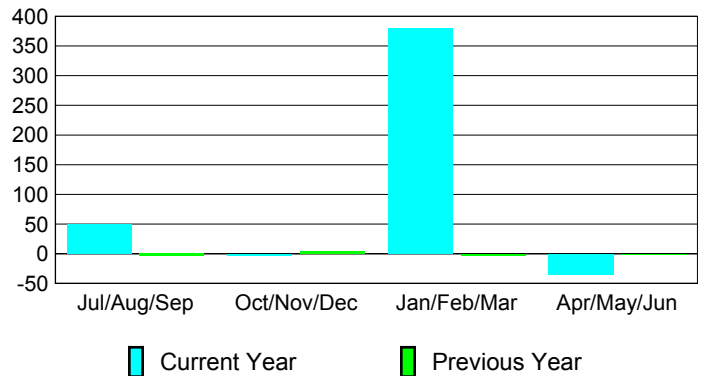
Membership Results 2009-2010

Goal, New, Dropped, Gain/Loss

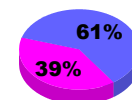


Comparison of Membership Gain/Loss

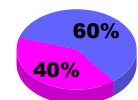
Current Year Compared to the Previous Year



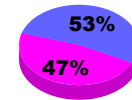
Gender Comparison 2009-2010



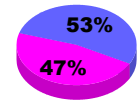
Jul/Aug/Sep



Oct/Nov/Dec



Jan/Feb/Mar



Apr/May/Jun

Male

Female